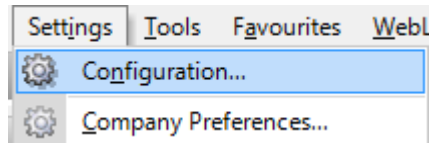
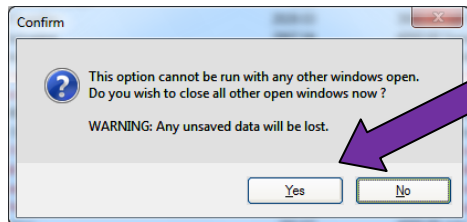


## Changing the VAT rate on Sage 50 Accounts V2011

Open Sage Accounts, and click on Settings on the top menu bar and from the drop down menu, select Configuration



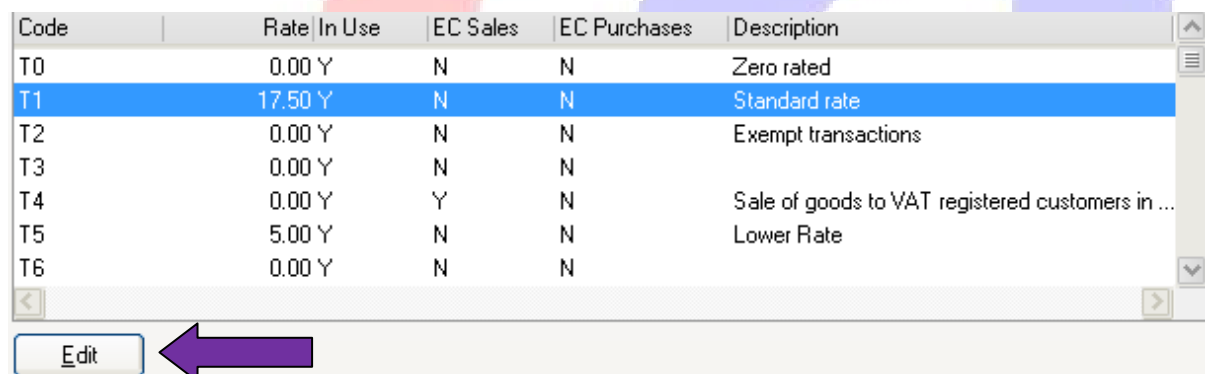
On the next window click Yes



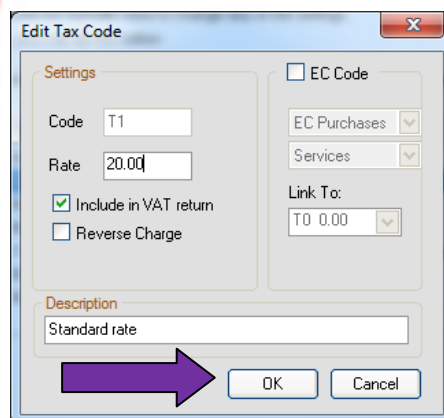
Select the Tax Codes tab



Select the VAT rate you wish to change e.g. T1 17.50 and then click on the Edit button



Change the VAT rate in the Rate box by typing in the new rate e.g. 20.00 and click OK



Click on the Apply button and then the Close button

